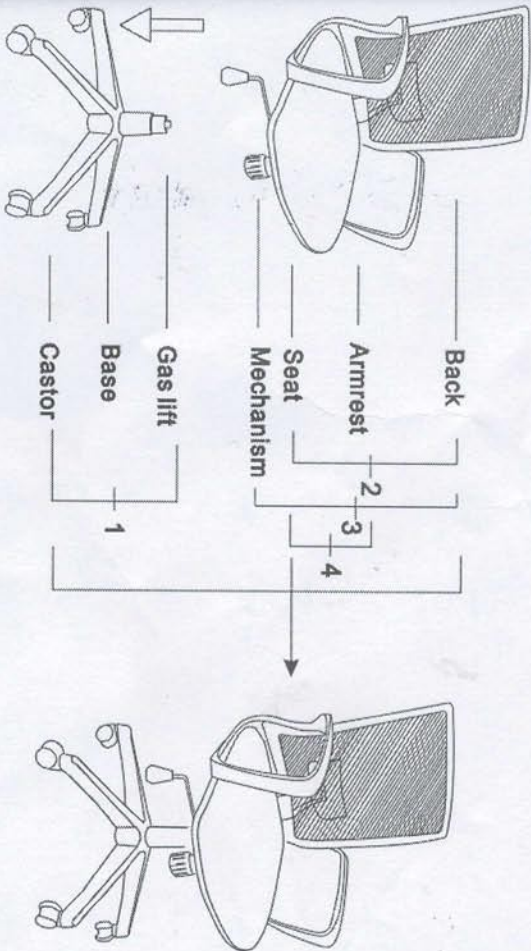
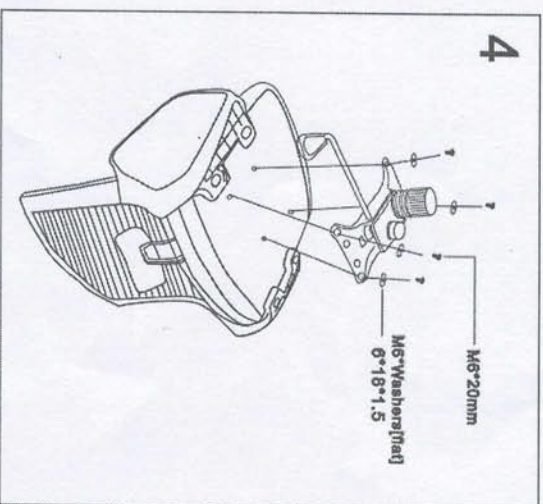
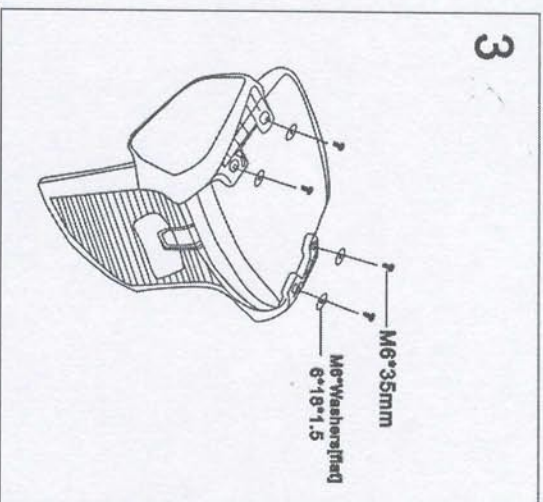
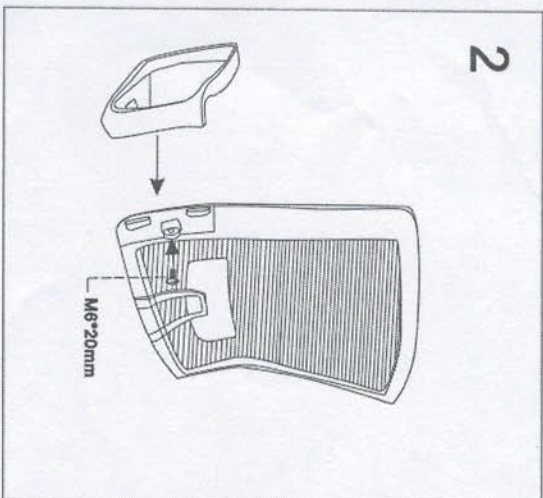
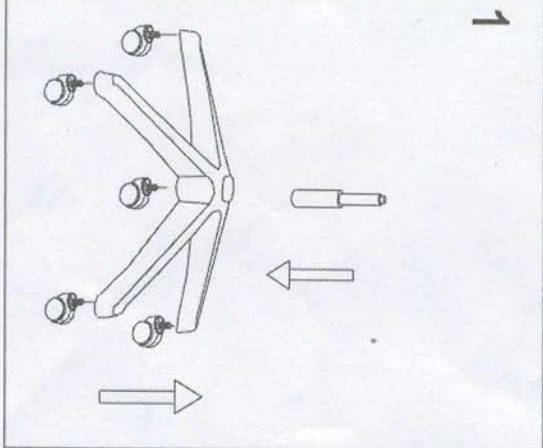




ASSEMBLY INSTRUCTIONS

"functional seating for today's workplace"

MODEL:7CFCSEC0067



	Flat	
M6*35mm	4	6*18*1.5
M6*20mm	6	



Use the ruler to help identify parts

Part s
Check i st

PREVENTIVE MAINTENANCE AND WARNING

- ONLY FOR SEATING ONE PERSON AT A TIME.
- DO NOT USE CHAIR AS STEP STOOL OR LADDER.
- DO NOT USE CHAIR UNLESS ALL BOLTS, SCREWS ARE TIGHT.
- AT LEAST EVERY SIX MONTHS CHECK ALL BOLTS AND SCREWS TO BE SURE THEY ARE TIGHT.
- IF ANY PARTS ARE MISSING, BROKEN, DAMAGED OR WORN, STOP USING THE PRODUCT UNTIL REPAIRS ARE MADE WITH FACTORY AUTHORIZED PARTS.
- FAILURE TO FOLLOW THESE WARNINGS CAN RESULT IN SERIOUS INJURY.